

ess.tee.tisch t-6500

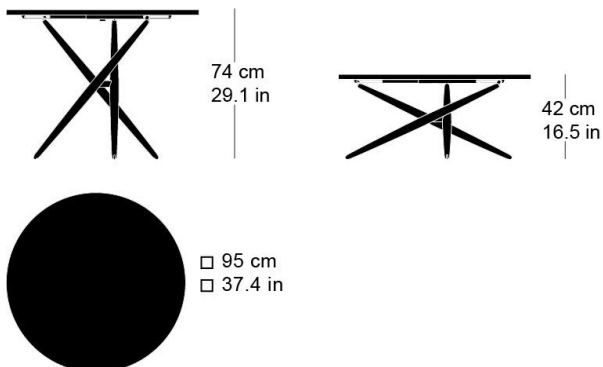
Jürg Bally, 1951; Daniel Hunziker 2014
Tischblatt in Linoleum mit Massivholzkante, Durchmesser 95cm, Untergestell in Massivholz höhenverstellbar 42-74cm, zentrale Fussverbindung in Gusseisen anthrazitfarben, Verstellmechanik CNS

Jürg Bally, 1951; Daniel Hunziker 2014
Plateau en linoléum avec bordure en bois massif, diamètre 95cm. Piétement en bois massif, réglable en hauteur de 42 à 74cm. Assemblage central des pieds en fonte anthracite, mécanisme de réglage CNS.

Jürg Bally, 1951; Daniel Hunziker 2014
Table top covered with linoleum and solid wood edge, diameter 95cm, frame in solid wood adjustable 42-74cm. Central foot connection in cast iron, anthracite, adjustment mechanism of stainless steel

Technische Angaben / specifications / specifications

Masse / mesure / measure





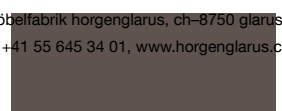
Gewicht / ponds / weight 19 kg 38.0 lb

ess.tee.tisch t-6500

Holzarten / types de bois / types of wood

Ulme natur UN 000 AM
Elm natural UN 000 AM
Orme naturel UN 000 AMSchwarznuss natur NN 000 AM
Black walnut natural NN 000 AM
Noyer noir naturel NN 000 AMEsche schwarz FB 203 AM
Ash black FB 203 AM
Frêne noir FB 203 AM

Belag / revêtement / surface

Linoleum nero 4023
Linoleum nero 4023
Linoléum nero 4023Linoleum charcoal 4166
Linoleum charcoal 4166
Linoléum charcoal 4166Linoleum burgundy 4154
Linoleum burgundy 4154
Linoléum burgundy 4154Linoleum mauve 4172
Linoleum mauve 4172
Linoléum mauve 4172Linoleum mushroom 4176
Linoleum mushroom 4176
Linoléum mushroom 4176Linoleum smokey blue 4179
Linoleum smokey blue 4179
Linoléum smokey blue 4179Linoleum olive 4184
Linoleum olive 4184
Linoléum olive 4184Linoleum nero 4023
Linoleum nero 4023
Linoléum nero 4023Linoleum 4172 4172
Linoleum 4172 4172