

lyra mandarin 6-540a



Hannes Wettstein, 2007

Sitz Formsperrholz, Rücken Joncgeflecht, Hinterfüsse und Rückenschwinge massiv gebogen, stapelbar, Reihenverbindung möglich
B54, T53, H80, SH46, ALH66.5

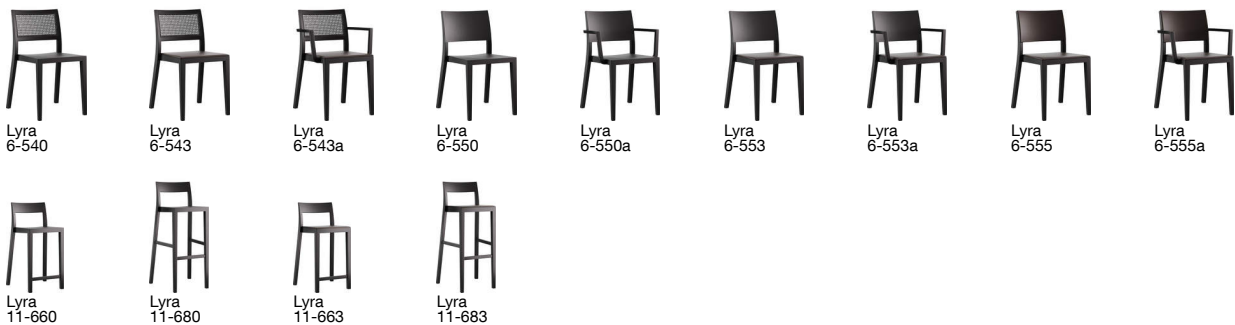
Hannes Wettstein, 2007

Assise en multiplis, dossier canné, montants de dossier et pieds arrière en bois massif cintré, empilable, système d'accouplement en option
L54, P53, H80, HAss46, HAcc66.5

Hannes Wettstein, 2007

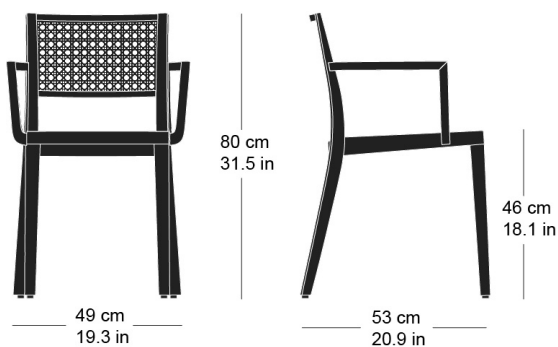
Moulded plywood seat, woven cane back, rear legs and rear cross-brace solid bentwood, stackable, optional row connector
W54, D53, H80, SH46, ALH66.5

Varianten / variantes / variants



Technische Angaben / specifications / specifications

Masse / mesure / measure



Gewicht / ponds / weight 4.8 kg 9.6 lb

Reihenverbindung /
accouplement / mating system ja / oui / yes

Stapelung / empilage / stacking 4 Stühle / chaises / chairs

lyra mandarin 6-540a

Holzarten / types de bois / types of wood

Belag / revêtement / surface



Hêtre naturel	BN 000 AM
Buche natur	BN 000 AM
Beech natural	BN 000 AM



Noyer noir naturel	NN 000 AM
Schwarznuss natur	NN 000 AM
Black walnut natural	NN 000 AM



Chêne naturel	EN 000 AM
Eiche natur	EN 000 AM
Oak natural	EN 000 AM



Hêtre noir	BB 203 SG
Buche schwarz	BB 203 SG
Beech black	BB 203 SG



Frêne naturel	FN 000 AM
Esche natur	FN 000 AM
Ash natural	FN 000 AM



Hêtre anthracite	BB 200 SG
Buche anthrazit	BB 200 SG
Beech anthracite	BB 200 SG




Hêtre teinté blanc	BG 172 SG
Buche geweisst	BG 172 SG
Beech whitewashed	BG 172 SG




Chêne chêne fumée	EB 535 AM
Eiche Räuchereiche	EB 535 AM
Oak smoked oak	EB 535 AM



Frêne pigmenté blanc	FW 001 OL
Esche weisspigmentiert	FW 001 OL
Ash white-pigmented	FW 001 OL



Hêtre teinté ebony	BB 100 SG
Buche Ebony	BB 100 SG
Beech ebony	BB 100 SG



Hêtre teinté noyer	BB 151 SG
Buche Nuss	BB 151 SG
Beech walnut	BB 151 SG



Frêne noir	FB 203 AM
Esche schwarz	FB 203 AM
Ash black	FB 203 AM